

Washoe County School District
Veterans Memorial S.T.E.M. Academy
2024-2025 Status Check

Table of Contents

Goals 3

Goal 1: Student Success 3

Goal 2: Adult Learning Culture 3






Goal 3: Connectedness 4

Goals

Goal 1: Student Success
Aligns with District Priority

Annual Performance Objective 1: One hundred percent of students in grades K-5 will meet their typical growth target in reading on the third i-Ready Diagnostic.


Evaluation Data Sources: i-Ready Data- Typical and Stretch Growth
WIDA ACCESS Data
MAP Data (K-3)
Formative Assessment Data





Improvement Strategy 1 Details	Status Checks		
Improvement Strategy 1: ELLevations Focus on Tier I Instruction- Alignment to Standards-Based Instruction and Continuing the Use of ELLevation and GLAD Strategies Formative Measures: i-Ready Data- Typical and Stretch Growth ACCESS Data MAP Data Position Responsible: Classroom Teachers EL Teacher EL Facilitator Dean of Students Principal Student Groups This Strategy Targets: FRL, EL, Students with Disabilities, Racial/Ethnic Groups, Chronically Absent - Evidence Level: Moderate Problem Statements/Critical Root Causes: Student Success 1	Status Check		
	Jan	Apr	June
			
<div><div> No Progress</div><div> Accomplished</div><div> Continue/Modify</div><div> Discontinue</div></div>			

Goal 2: Adult Learning Culture
Aligns with District Priority
Veterans Memorial S.T.E.M. Academy
Generated by Plan4Learning.com

Annual Performance Objective 1: Classroom walk-throughs will indicate at least 75% of teachers consistently implement the four components of Teacher Clarity (clarity of organization, clarity of explanation, clarity of examples and guided practice, clarity of assessment of student learning).






Evaluation Data Sources: PLC Agendas
Lesson Plans
Formative Assessment Data
Walk-Through Data Collection- Learning Walks

Improvement Strategy 1 Details	Status Checks		
Improvement Strategy 1: PLCs Within PLC meetings, teachers will collaborate to define clear learning intentions for daily lessons across all subject areas, aligned with curriculum standards and student needs. Four components of Teacher Clarity Formative Measures: PLC agendas/document Lesson Plans Formative Assessment Data Classroom Walk-Through Data Position Responsible: Classroom Teachers EL Teacher EL Facilitator Dean Principal Student Groups This Strategy Targets: FRL, EL, Students with Disabilities, Foster/Homeless, Racial/Ethnic Groups, Chronically Absent, At Risk - Evidence Level: Moderate Problem Statements/Critical Root Causes: Adult Learning Culture 1	Status Check		
	Jan	Apr	June
			

 No Progress
  Accomplished
  Continue/Modify
  Discontinue

Goal 3: Connectedness
Aligns with District Priority

Annual Performance Objective 1: The percentage of students identified as chronically absent in the 24-25 school year will decrease by 10% when compared to the 23-24 percent identified as chronically absent.

Improvement Strategy 1 Details	Status Checks		
Improvement Strategy 1: MTSS/Family Engagement Collaborate with families to develop individualized attendance plans for students at risk of chronic absenteeism, and create and implement a system of incentives and recognition for students and families who demonstrate improved attendance. Formative Measures: Attendance records Event Attendance Individualized Attendance Plans for Students Position Responsible: CIS (Communities in Schools) Coordinator Dean Principal Other School Staff Student Groups This Strategy Targets: Chronically Absent - Evidence Level: Moderate, Promising Problem Statements/Critical Root Causes: Connectedness 1	Status Check		
	Jan	Apr	June
			
<div><div> No Progress</div><div> Accomplished</div><div> Continue/Modify</div><div> Discontinue</div></div>			